

SUMMARY



Image is for illustrative purpose only

Wires

Low	3
High	0
Coax	0
Triax	0
Quad	0
Fiber	0
Fluidic	0

Download

[Request a quote](#)

[Catalog](#)

Series	2K
Termination type	Male solder
IP rating	68
Cable Ø	0.00 - 0.00 mm
Matching parts	PHG.2K.303.CLLC50
Status	
Alternative part	

TECHNICAL DETAILS

Mechanics

Shell Style/Model	FA*: Fixed plug, non-latching, nut fixing
Keying	1 key (alpha=0, plug: male contacts, receptacle: female contacts)
Housing Material	Brass (chrome plated) shell and collet nut, nickel plated brass latch sleeve and mid pieces
Cable Fixing	∅ 0 - 0 mm
Variant	

Performance

Configuration	2K.303 : 3 Low Voltage
Insulator	L: PEEK (UL 94 / V-0/3.2, depends on material thickness)
Rated Current	17 Amps

Specifications

Contact Type:	Solder
Max. Matings:	5000
Contact Dia.:	1.6 mm (0.063in)
Bucket Dia.:	1.4 mm (0.055in)
Max. Solid Conductor:	1 mm ² (AWG 16)
Max. Stranded Conductor:	1 mm ² (AWG 18)

R (max): 3.5 mOhm
 Vtest (contact-shell): 1850 V (AC), 2600 V (DC)
 Vtest (contact-contact): 2400 V (AC), 3390 V (DC)

Others

Endurance (Shell): 5000 mating cycles
 Temp (min / max): -55°C / +200°C
 Humidity (max): <=95% [at 60 deg C / 140 F]
 Vibration: 15 g [10 Hz - 2000 Hz]
 Shock Resistance: 100 g [6 ms]
 Salt Spray Corrosion: >1000 hr
 Climatological Category: 50/175/21
 Shielding (min): 95 dB (10 MHz)
 Shielding (min): 80 dB (1 GHz)
 IP Rating: 68

DRAWINGS

Draws



Dimensions





























	A	B	E	L	M	N	S1	S3	e
mm.	25	27.5	4.5	33.6	18	28.3	18.5	24	M20x1.0
in.	0,98	1,08	0,18	1,32	0,71	1,11	0,73	0,94	

RECOMMENDED BY LEMO

Tools

None

Cables

CMN.03.B12.113PLZ			
CMN.03.T18.055PGCE	PVC	GREY	
CMN.03.T18.055PGZE		Grey	
CMN.03.T18.055PNCE	PVC	Black	
CMN.03.T18.055PNZE			
CMN.03.T18.055QGZE	TPR (medical)	Grey	
CMN.03.T20.049PGCE	PVC	GREY	
CMN.03.T20.049PGZE		Grey	
CMN.03.T20.049PNCE	PVC	Black	
CMN.03.T20.049PNZE			
CMN.03.T22.049PGCE	PVC	GREY	
CMN.03.T22.049PGZE		Grey	
CMN.03.T22.049PNCE	PVC	Black	
CMN.03.T22.049PNZE			
CMN.03.T28.031PGCE	PVC	GREY	
CMN.03.T28.031PGZE		Grey	
CMN.03.T28.031PNCE	PVC	Black	
CMN.03.T28.031PNZE			
003 041	PVC	Grey	
003 050	PVC	Black	
003 081	PVC	Black	
003 220	PVC	Black	
003 280	PVC	Black	
030 110	PVC	Grey	
030 141	PVC	Grey	
030 200	PVC	Black	
030 260	PVC	Black	
060 080	PVC	Grey	
130 240	PVC	Black	
130 250	PVC	Grey	
230 500	PVC	Grey	
230 750	PVC	Grey	