

IEC Appliance Inlet C14 with Fuseholder 1- or 2-pole, mates to Felcom

Plug removal necessary for fuse replacement



Appliance inlet with fuseholder



**Description**

- Component :  
Snap-in version from front side
- 2 Functions :  
Appliance Inlet Protection class I , Fuseholder for fuse-links 5 x 20 mm  
1- or 2-pole
- For PCB mounting , fits to Felcom

**Approvals**

- CSA File Number: 38456

**Characteristics**

- Individual components soldered on a printed circuit board
- Plug removal necessary for fuse-link replacement
- Suitable for use in equipment according to IEC/UL 60950

**Weblinks**

[pdf-datasheet](#), [html-datasheet](#), [General Product Information](#), [RoHS](#), [CHINA-RoHS](#), [REACH](#), [Distributor-Stock-Check](#), [Accessories](#), [Detailed request for product](#)

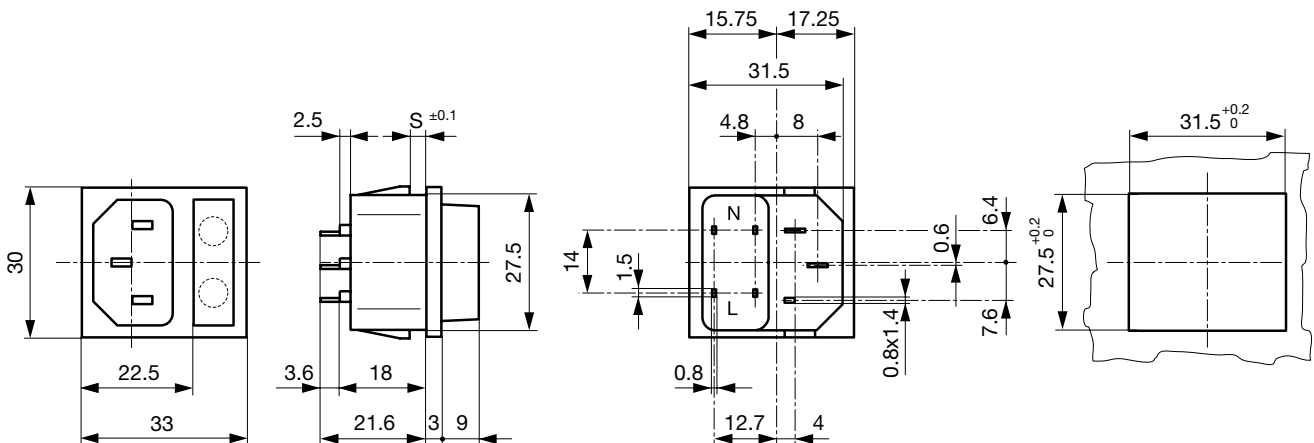
**Technical Data**

Ratings IEC	10A / 250VAC; 50Hz
Ratings UL/CSA	10A / 250VAC; 60Hz
Allowable Operation Temp.	-25°C to 70°C
IP-Protection	from front side IP 40 acc. to IEC 60529
Insulation cover	Suitable for appliances with protection class I acc. to IEC 61140
Terminal	For PCB mounting
Panel Thickness s	Snap-in: 1/1.2/1.5/2/2.5/3 mm
Material: Housing	Thermoplastic, black, UL 94V-0

appliance inlet/-outlet	C14 acc. to IEC 60320-1, UL 498, CSA C22.2 no. 42 (for cold conditions) pin-temperature 70 °C, 10A, Protection Class I
Fuseholder	1 or 2 pole, Shocksafe category PC2 acc. to IEC 60127-6, for fuse-links 5 x 20 mm
Rated Power Acceptance @ Ta 23 °C	5 x 20: 2W (1 pole)/ 1.6W (2-pole) per pole
Power Acceptance @ Ta > 23°C	Admissible power acceptance at higher ambient temperature see derating curves

**Dimensions**

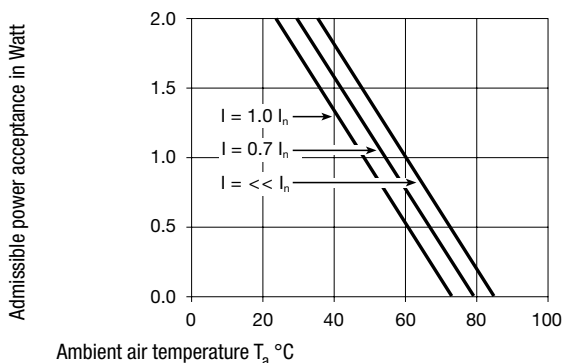
Appliance inlet with fuseholder



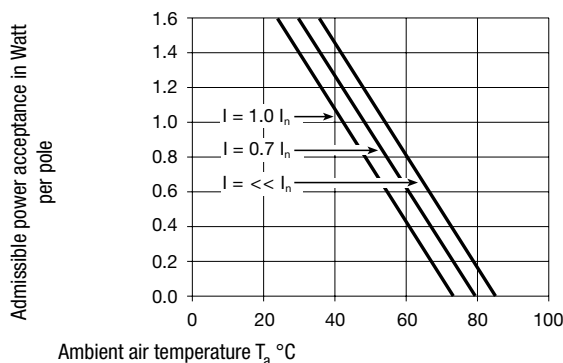
Appliance inlet with fuseholder

Derating Curves

1-pole



2-pole



All Variants

Type	Panel Thickness s [mm]	Line Switch	Fuseholder	Inlet	Outlet	Order Number
6250 / 6255	1	-	1-pole	C14	-	6250.5510
6250 / 6255	1	-	2-pole	C14	-	6255.5510
6250 / 6255	1.2	-	1-pole	C14	-	6250.5512
6250 / 6255	1.2	-	2-pole	C14	-	6255.5512
6250 / 6255	1.5	-	1-pole	C14	-	6250.5515
6250 / 6255	1.5	-	2-pole	C14	-	6255.5515
6250 / 6255	2	-	1-pole	C14	-	6250.5520
6250 / 6255	2	-	2-pole	C14	-	6255.5520
6250 / 6255	2.5	-	1-pole	C14	-	6250.5525
6250 / 6255	2.5	-	2-pole	C14	-	6255.5525
6250 / 6255	3	-	1-pole	C14	-	6250.5530
6250 / 6255	3	-	2-pole	C14	-	6255.5530

Availability for all products can be searched real-time: <http://www.schurter.com/Stock-Check/Stock-Check-SCHURTER>

Packaging unit 50 Pcs

Mating Outlets/Connectors

Category / Description

[Appliance Outlet Overview complete](#)



IEC Appliance Outlet F, Screw-on Mounting, Front Side, Solder Terminal	4787
IEC Appliance Outlet F, Snap-in Mounting, Front Side, Solder or Quick-connect Terminal	4788
IEC Appliance Outlet F or H, Screw-on Mounting, Front Side, Solder, PCB or Quick-connect Terminal	5091

[Appliance Outlet further types to 6250 / 6255](#)

[Connector Overview complete](#)



4782 Mounting: Power Cord, 3 x 1 mm <sup>2</sup> / 3 x 18 AWG, Cable, Connector: IEC C13	4782
4022 Mounting: Power Supply Cord, 3 x 1.5 mm <sup>2</sup> , Screw clamps, Connector: IEC C13	4022
4785 Mounting: Power Cord, 3 x 1 mm <sup>2</sup> / 3 x 18 AWG, Cable, Connector: IEC C13	4785
4300-06 Mounting: Power Cord, 3 x 1 mm <sup>2</sup> / 3 x 18 AWG, Cable, Connector: IEC C13	4300-06
4012 Mounting: Power Supply Cord, 3 x 1.5 mm <sup>2</sup> , Screw clamps, Connector: IEC C13	4012

[Connector further types to 6250 / 6255](#)

...