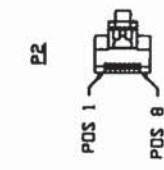
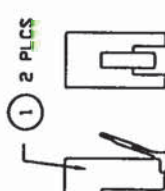
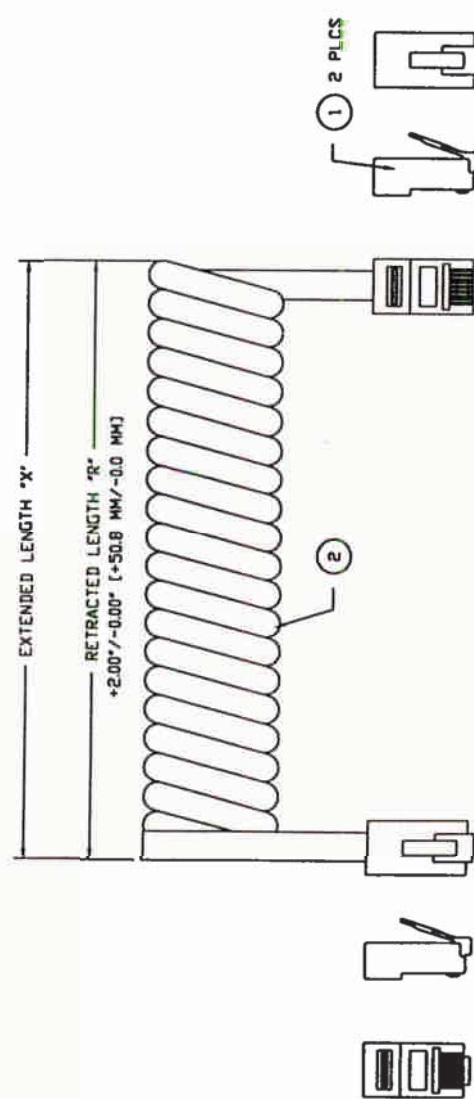


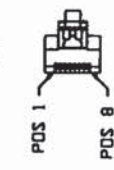
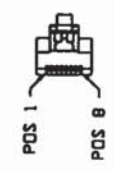
A B C D E F G H

ALL DRAWINGS AND SPECIFICATIONS ARE THE SOLE PROPERTY OF I/O INTERCONNECT INC. NO PART OF THIS DOCUMENT, COPIED OR USED IN ANY MANNER WITHOUT THE PRIOR WRITTEN CONSENT OF I/O INTERCONNECT INC. OR ITS AFFILIATED SUBSIDIARIES.



WIRE DIAGRAM

P1		P2
1	GRAY	1
2	ORANGE	2
3	BLACK	3
4	RED	4
5	GREEN	5
6	YELLOW	6
7	BLUE	7
8	BROWN	8



CUSTOMER APPROVAL
 ENGR. SIGN *Matt Lerner*
 DATE: 4-13-99

- NOTES: UNLESS OTHERWISE SPECIFIED.
1. TEST CABLE FOR ALL OPENS & SHORTS.
 2. PACKAGE CABLE ASSEMBLY INDIVIDUALLY IN PLASTIC BAG. PACKAGE INDIVIDUAL BAG PER LOT NUMBER QUANTITIES.

488-148-505-D	121-810-022	14.0 FT (4.3 M)	50.0 IN (1270.0 MM)	WHITE
488-148-504-D	121-810-012	14.0 FT (4.3 M)	50.0 IN (1270.0 MM)	BLACK
488-148-503-D	121-810-002	14.0 FT (4.3 M)	50.0 IN (1270.0 MM)	SILVER SATIN
488-108-502-D	121-810-021	10.0 FT (3.0 M)	42.0 IN (1066.8 MM)	WHITE
488-108-501-D	121-810-011	10.0 FT (3.0 M)	42.0 IN (1066.8 MM)	BLACK
488-108-500-D	121-810-001	10.0 FT (3.0 M)	42.0 IN (1066.8 MM)	SILVER SATIN
488-078-505-D	121-810-020	7.0 FT (2.1 M)	28.0 IN (711.2 MM)	WHITE
488-078-504-D	121-810-010	7.0 FT (2.1 M)	28.0 IN (711.2 MM)	BLACK
488-078-503-D	121-810-000	7.0 FT (2.1 M)	28.0 IN (711.2 MM)	SILVER SATIN
488-058-502-D	121-810-023	5.0 FT (1.5 M)	22.0 IN (558.8 MM)	WHITE
488-058-501-D	121-810-013	5.0 FT (1.5 M)	22.0 IN (558.8 MM)	BLACK
488-058-500-D	121-810-003	5.0 FT (1.5 M)	22.0 IN (558.8 MM)	SILVER SATIN
IOI PART NUMBER	IOI CABLE PART NUMBER	EXTENDED LENGTH *X*	RETRACTED LENGTH *R*	

TABULATION BLOCK

THIRD ANGLE PROJECTION

UNLESS OTHERWISE NOTED: DIMENSIONS ARE IN INCHES (MILLIMETERS) TOLERANCES: X.XX ± 0.25 (6.35)

REV. 01	DATE 03/26/99	DESCRIPTION CUSTOMER APPROVAL	DATE 03/26/99	APPROVED E.V.
REV. 02	DATE 03/29/99	DESCRIPTION ADD RETRACTED LENGTH	DATE 03/29/99	APPROVED E.V.

I/O INTERCONNECT
 SANTA ANA, CALIFORNIA

REV. 01 OF 1

ITEM	QTY	MFG.	IOI PART NO.	DESCRIPTION
2	2 PCS		325-881-50X	MODULAR COIL CABLE, 26 AVG (7/34) BARE COPPER, 8 CONDUCTOR, UNSHIELDED, PVC JACKET, (SEE TABULATION BLOCK FOR COLOR).
1	2 PCS		325-881-50X	CONNECTOR, MODULAR PLUG, 8 POSITION, 8 CONDUCTOR, 50U AU, FLAT TYPE EXIT.

CABLE ASSEMBLY PARTS LIST

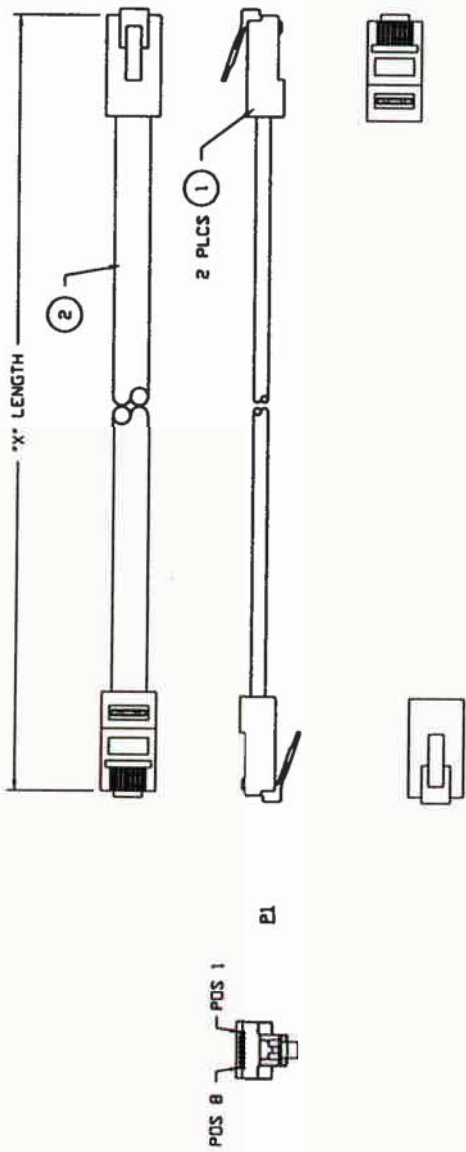
A B C D E F G H

THESE DRAWINGS AND SPECIFICATIONS ARE THE SOLE PROPERTY OF I/O INTERCONNECT INC., U.S.A. AND SHALL NOT BE REPRODUCED, COPIED, OR USED IN ANY MANNER WITHOUT THE WRITTEN CONSENT OF I/O INTERCONNECT INC. OR ITS AFFILIATED SUBSIDIARIES.

DWG. NO.	ZONE	REV.	DESCRIPTION	DATE	APPROVED
XXB-502-D		X1	CUSTOMER APPROVAL	03/24/99	E.V.

WIRE DIAGRAM

P1	P2
1	GRAY
2	ORANGE
3	BLACK
4	RED
5	GREEN
6	YELLOW
7	BLUE
8	BROWN



CUSTOMER APPROVAL
 ENGR. SIGN Math. Demme
 DATE: 4-12-99

H2881-25-ND
 H2881-14-ND
 H2881-07-ND

- NOTES: UNLESS OTHERWISE SPECIFIED.
- CABLE TO BE BUNDLED AND TWIST TIED.
 - TEST CABLE FOR ALL OPENS & SHORTS.
 - PACKAGE CABLE ASSEMBLY INDIVIDUALLY IN PLASTIC BAG. PACKAGE INDIVIDUAL BAG PER LOT NUMBER QUANTITIES.

488-258-502-D	25.0 FT ± 4.0 IN 7.62 M ± 101.6 MM
488-148-502-D	14.0 FT ± 3.0 IN 4.27 M ± 76.2 MM
488-078-502-D	7.0 FT ± 2.0 IN 2.13 M ± 50.8 MM

PART NUMBER
 I/O INTERCONNECT
 LENGTH "X"

I/O INTERCONNECT
 SANTA ANA, CALIFORNIA

TITLE: BPBP MODULAR, REVERT STYLE, WHITE, CABLE ASSEMBLY

UNLESS OTHERWISE NOTED:
 1) DIMENSIONS ARE IN INCHES (MILLIMETERS)
 2) TOLERANCES:
 XXX ± 0.25 (6.35)

THIRD ANGLE PROJECTION

REV. X1

ITEM	QTY	MFG.	IDI PART NO.	DESCRIPTION
2	"X"	IDI	120-810-020	MODULAR CABLE, 26 AVG (7/34) BARE COPPER, 8 CONDUCTOR, UNSHIELDED, WHITE PVC.
1	2 PCS	IDI	325-881-50X	CONNECTOR, MODULAR PLUG, 8 POSITION, 8 CONDUCTOR, 50u" AU, FLAT TYPE EXIT.

CABLE ASSEMBLY PARTS LIST

DATE	03/24/99
APPROVED	E.V.

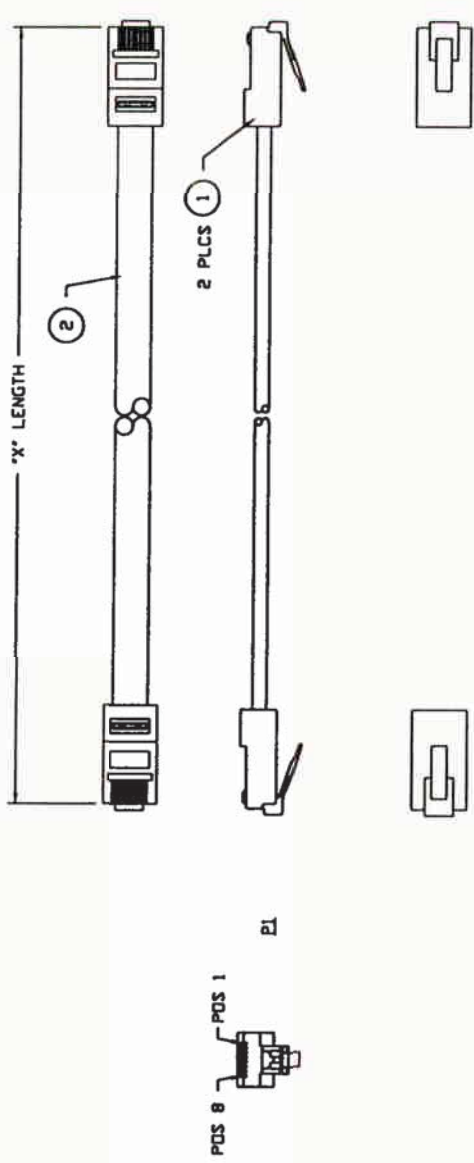
A B C D E F G H

THESE DIMENSIONS AND SPECIFICATIONS ARE THE SOLE PROPERTY OF I/O INTERCONNECT INC., U.S.A. AND SHALL NOT BE REPRODUCED, COPIED, OR USED IN ANY MANNER WITHOUT THE PRIOR WRITTEN CONSENT OF I/O INTERCONNECT INC. OR ITS AFFILIATED SUBSIDIARIES.

DWG. NO.	ZONE	REV.	DESCRIPTION	DATE	APPROVED
XXB-310-D	XI	XI	CUSTOMER APPROVAL	03/24/99	E.V.

WIRE DIAGRAM

P1	1	GRAY	P2	8
	2	ORANGE		7
	3	BLACK		6
	4	RED		5
	5	GREEN		4
	6	YELLOW		3
	7	BLUE		2
	8	BROWN		1



CUSTOMER APPROVAL
ENGR. SIGN *Matt Lopez*
DATE: 4-12-99

- NOTES: UNLESS OTHERWISE SPECIFIED.
- CABLE TO BE BUNDLED AND TWIST TIED.
 - TEST CABLE FOR ALL OPENS & SHORTS.
 - PACKAGE CABLE ASSEMBLY INDIVIDUALLY IN PLASTIC BAG. PACKAGE INDIVIDUAL BAG PER LOT NUMBER QUANTITIES.

H1883-25-ND
H1883-14-ND
H1883-07-ND

488-258-510-D	25.0 FT ± 4.0 IN 7.62 M ± 101.6 MM
488-148-510-D	14.0 FT ± 3.0 IN 4.27 M ± 76.2 MM
488-078-510-D	7.0 FT ± 2.0 IN 2.13 M ± 50.8 MM

I/O INTERCONNECT	
SANTA ANA, CALIFORNIA	
REV. 1	REV. 1
SCALE: NONE	SHEET 1 OF 1

THIRD ANGLE PROJECTION	
UNLESS OTHERWISE NOTED, DIMENSIONS ARE IN INCHES (MILLIMETER) TOLERANCES: X.XX ± 0.25 (6.35)	

2	*X*	101	120-810-000	MODULAR CABLE, 26 AWG (7/34) BARE COPPER, 8 CONDUCTOR, UNSHIELDED, SILVER SATIN PVC.
1	2 PCS	101	325-881-50X	CONNECTOR, MODULAR PLUG, 8 POSITION, 8 CONDUCTOR, 50.4" AW, FLAT TYPE EXIT.
ITEM	QTY	MFG.	101 PART NO.	DESCRIPTION

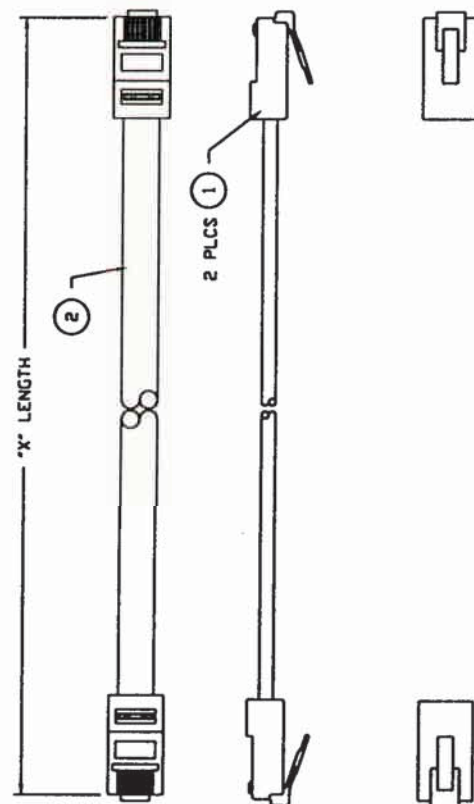
CABLE ASSEMBLY PARTS LIST

THESE DRAWINGS AND SPECIFICATIONS ARE THE SOLE PROPERTY OF I/O INTERCONNECT INC., U.S.A. AND SHALL NOT BE REPRODUCED, COPIED, OR USED IN ANY MANNER WITHOUT THE WRITTEN CONSENT OF I/O INTERCONNECT INC. OR ITS AFFILIATED SUBSIDIARIES.

DWG. NO.	ZONE	REV.	DESCRIPTION	DATE	APPROVED
XXB-511-D	XI	XI	CUSTOMER APPROVAL	03/24/99	E.V.

WIRE DIAGRAM

P1	1	GRAY	P2	8
	2	ORANGE		7
	3	BLACK		6
	4	RED		5
	5	GREEN		4
	6	YELLOW		3
	7	BLUE		2
	8	BROWN		1



CUSTOMER APPROVAL
 ENGR. SIGN YMaH Neme
 DATE: 4-12-99

H1882-25-ND
 H1882-14-ND
 H1882-07-ND

- NOTES: UNLESS OTHERWISE SPECIFIED.
- CABLE TO BE BUNDLED AND TWIST TIED.
 - TEST CABLE FOR ALL OPENS & SHORTS.
 - PACKAGE CABLE ASSEMBLY INDIVIDUALLY IN PLASTIC BAG. PACKAGE INDIVIDUAL BAG PER LOT NUMBER QUANTITIES.

2	*X	IOI	120-810-010	MODULAR CABLE, 26 AVG (7/34) BARE COPPER, 8 CONDUCTOR, UNSHIELDED, BLACK PVC.
1	2 PCS	IOI	325-881-50X	CONNECTOR, MODULAR PLUG, 8 POSITION, 8 CONDUCTOR, 50u" Au, FLAT TYPE EXIT.
ITEM	QTY	MFG.	IOI PART NO.	DESCRIPTION

CABLE ASSEMBLY PARTS LIST

THIRD ANGLE PROJECTION

UNLESS OTHERWISE NOTED:
 1) DIMENSIONS ARE IN INCHES (MILLIMETER)
 2) TOLERANCES:
 X.XX ± 0.25 (6.35)

488-259-511-D	25.0 FT ± 4.0 IN 7.62 M ± 101.6 MM
488-148-511-D	14.0 FT ± 3.0 IN 4.27 M ± 76.2 MM
488-078-511-D	7.0 FT ± 2.0 IN 2.13 M ± 50.8 MM

PART NUMBER		LENGTH *X*
I/O INTERCONNECT		
I/O INTERCONNECT SANTA ANA, CALIFORNIA		
TITLE:	BP8P MODULAR, STANDARD STYLE,	
REV. NO.:	BLACK, CABLE ASSEMBLY	
REV. NO.:	488-XXB-511-D	
REV. NO.:	488-XXB-511-D	
REV. NO.:	DIGI KEY	
REV. NO.:	INDIC	
REV. NO.:	SHEET 1	OF 1

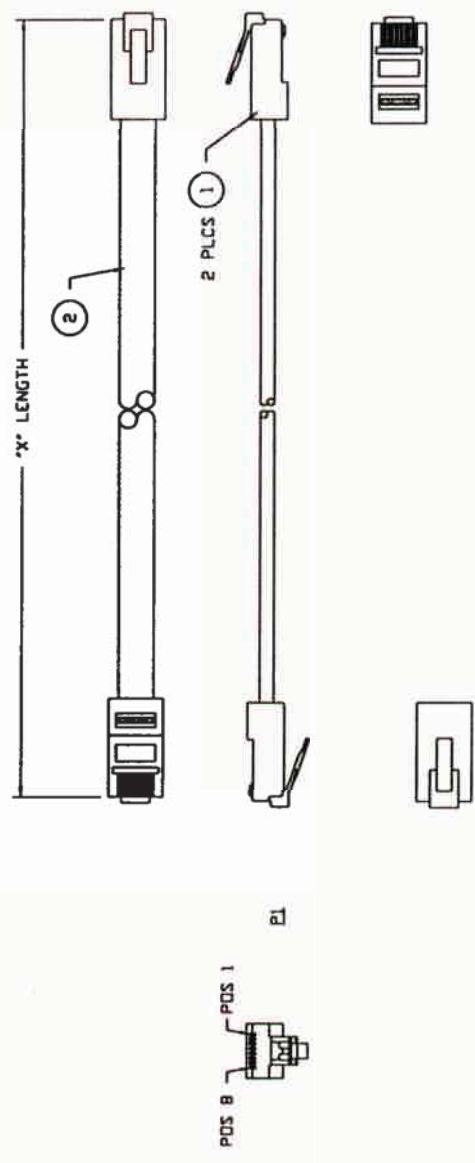
A B C D E F G H

THESE DRAWINGS AND SPECIFICATIONS ARE THE SOLE PROPERTY OF I/O INTERCONNECT INC., U.S.A. AND SHALL NOT BE REPRODUCED, COPIED, OR USED IN ANY MANNER WITHOUT THE PRIOR WRITTEN CONSENT OF I/O INTERCONNECT INC. OR ITS AFFILIATED SUBSIDIARIES.

DWG. NO. XXB-501-D	ZONE XI	REV. XI	DESCRIPTION CUSTOMER APPROVAL	DATE 03/24/99	APPROVED E.W.
-----------------------	------------	------------	----------------------------------	------------------	------------------

WIRE DIAGRAM

P1	1	GRAY	P2	1
	2	ORANGE		2
	3	BLACK		3
	4	RED		4
	5	GREEN		5
	6	YELLOW		6
	7	BLUE		7
	8	BROWN		8



CUSTOMER APPROVAL
 ENGR. SIGN Math Amel
 DATE: 4-12-99

H2882-25-ND
 H2882-14-ND
 H2882-07-ND

- NOTES: UNLESS OTHERWISE SPECIFIED.
- CABLE TO BE BUNDLED AND TWIST TIED.
 - TEST CABLE FOR ALL OPENS & SHORTS.
 - PACKAGE CABLE ASSEMBLY INDIVIDUALLY IN PLASTIC BAG. PACKAGE INDIVIDUAL BAG PER LOT NUMBER QUANTITIES.

2	*X	IOI	120-810-010	MODULAR CABLE, 26 AWG (7/34) BARE COPPER, 8 CONDUCTOR, UNSHIELDED, BLACK PVC.
1	2 PCS	IOI	325-881-50X	CONNECTOR, MODULAR PLUG, 8 POSITION, 8 CONDUCTOR, 50u" AW, FLAT TYPE EXIT.
ITEM	QTY	MFG.	IOI PART NO.	DESCRIPTION

CABLE ASSEMBLY PARTS LIST

488-258-501-D	25.0 FT ± 4.0 IN 7.62 M ± 101.6 MM
488-148-501-D	14.0 FT ± 3.0 IN 4.27 M ± 76.2 MM
488-078-501-D	7.0 FT ± 2.0 IN 2.13 M ± 50.8 MM
PART NUMBER	LENGTH *X*
I/O INTERCONNECT	

I/O INTERCONNECT
 SANTA ANA, CALIFORNIA

TITLE: BP8P MODULAR, REVERT STYLE, BLACK, CABLE ASSEMBLY

PART NO: 488-XXB-501-D

DWG NO: 488-XXB-501-D

CUSTOMER: DIGI KEY

SCALE: NONE

SHEET 1 OF 1

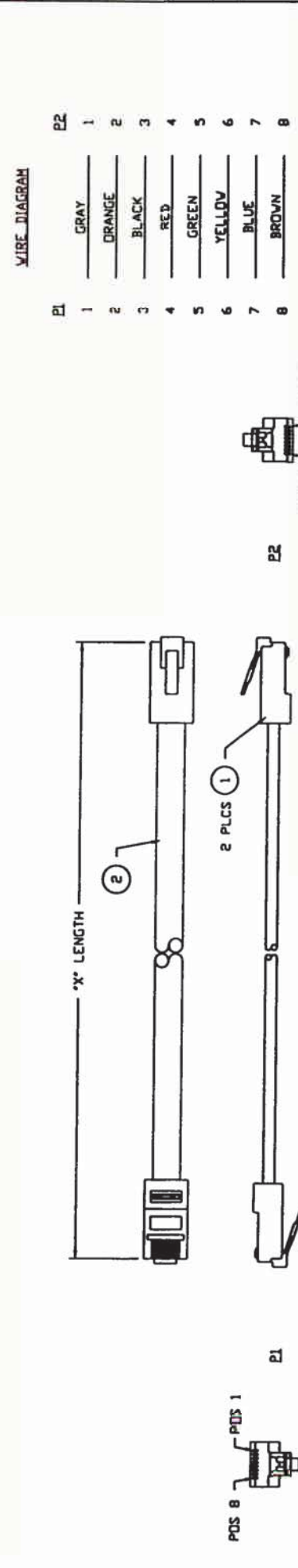
THIRD ANGLE PROJECTION

UNLESS OTHERWISE NOTED:
 1) DIMENSIONS ARE IN INCHES (MILLIMETER)
 2) TOLERANCES:
 XXX ± 0.25 (6-35)

A B C D E F G H

THESE DRAWINGS AND SPECIFICATIONS ARE THE SOLE PROPERTY OF I/O INTERCONNECT INC. NO REPRODUCTION, COPIES, OR USE IN ANY MANNER WITHOUT THE WRITTEN CONSENT OF I/O INTERCONNECT INC. OR ITS AFFILIATED SUBSIDIARIES.

DWG. NO. XXB-500-D	ZONE	REV. X1	DESCRIPTION CUSTOMER APPROVAL	DATE 03/24/99	APPROVED E.V.
-----------------------	------	------------	----------------------------------	------------------	------------------



CUSTOMER APPROVAL
 ENGR. SIGN Y. Matt Jensen
 DATE: 4-17-99

NOTES: UNLESS OTHERWISE SPECIFIED.

- CABLE TO BE BUNDLED AND TWIST TIED.
- TEST CABLE FOR ALL OPENS & SHORTS.
- PACKAGE CABLE ASSEMBLY INDIVIDUALLY IN PLASTIC BAG. PACKAGE INDIVIDUAL BAG PER LOT NUMBER QUANTITIES.

ITEM	QTY	MFG.	IOI PART NO.	DESCRIPTION
2	101		120-810-000	MODULAR CABLE, 26 AVG (7/34) BARE COPPER, 8 CONDUCTOR, UNSHIELDED, SILVER SATIN PVC.
1	2 PCS	IOI	325-881-50X	CONNECTOR, MODULAR PLUG, 8 POSITION, 8 CONDUCTOR, 50μ" Au, FLAT TYPE EXIT.

CABLE ASSEMBLY PARTS LIST

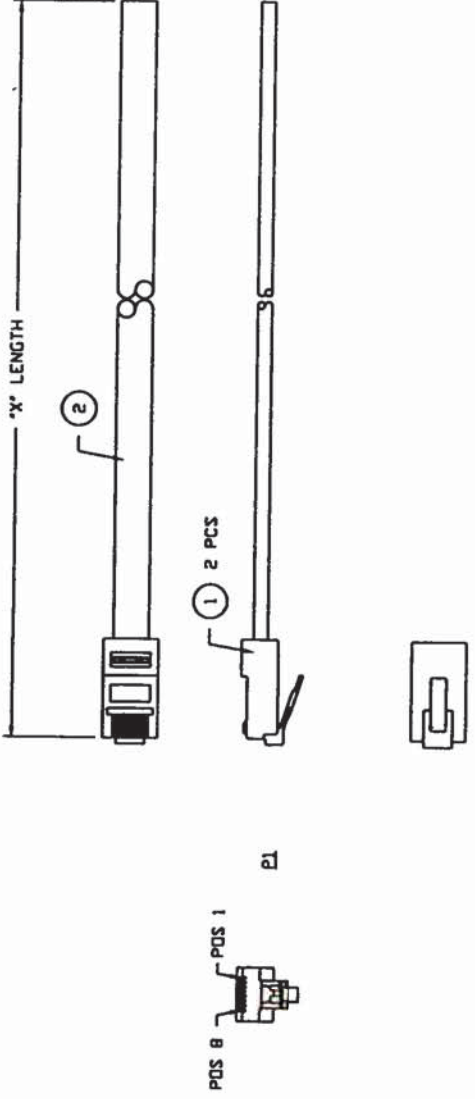
488-258-500-D	250 FT ± 4.0 IN
488-148-500-D	7.62 M ± 101.6 MM
488-078-500-D	14.0 FT ± 3.0 IN
	4.27 M ± 7.62 MM
	7.0 FT ± 2.0 IN
	2.13 M ± 50.8 MM

PART NUMBER I/O INTERCONNECT LENGTH 'X'

I/O INTERCONNECT
 SANTA ANA, CALIFORNIA

REV. XI	REV. XI
DRAWN	CUSTOMER
DATE/PAID	DIGIT KEY
SCALE	NONE
SHEET	1 OF 1

A	B	C	D	E	F	G	H	
THESE DRAWINGS AND SPECIFICATIONS ARE THE SOLE PROPERTY OF I/O INTERCONNECT INC. - U.S.A. NO PARTS TO BE COPIED OR USED IN ANY MANNER WITHOUT THE WRITTEN CONSENT OF I/O INTERCONNECT INC. OR ITS AFFILIATED SUBSIDIARIES.		DWG. NO. XXB-521-D		ZONE	REV. X1	DESCRIPTION CUSTOMER APPROVAL	DATE 03/24/99	APPROVED E.V.



WIRE DIAGRAM

PI	OPEN END
1	GRAY
2	ORANGE
3	BLACK
4	RED
5	GREEN
6	YELLOW
7	BLUE
8	BROWN

CUSTOMER APPROVAL
 ENGR. SIGN Math Demas
 DATE: 4-17-99

488-258-521-D	25.0 FT ± 4.0 IN 7.62 M ± 101.6 MM
488-148-521-D	14.0 FT ± 3.0 IN 4.27 M ± 76.2 MM
488-078-521-D	7.0 FT ± 2.0 IN 2.13 M ± 50.8 MM

- NOTES: UNLESS OTHERWISE SPECIFIED.
- CABLE TO BE BUNDLED AND TWIST TIED.
 - TEST CABLE FOR ALL OPENS & SHORTS.
 - PACKAGE CABLE ASSEMBLY INDIVIDUALLY IN PLASTIC BAG. PACKAGE INDIVIDUAL BAG PER LOT NUMBER QUANTITIES.

THIRD ANGLE PROJECTION

UNLESS OTHERWISE NOTED:
 1) DIMENSIONS ARE IN INCHES (MILLIMETER)
 2) TOLERANCES:
 XXX ± 0.25 (6.35)

REV.	REV. X1
DATE	DATE
DRAWN	DRAWN
CHECKED	CHECKED
SCALE	SCALE
SHEET	SHEET 1 OF 1

ITEM	QTY	MFG.	IDI PART NO.	DESCRIPTION
2	*X	IDI	120-810-010	MODULAR CABLE, 26 AVG (7/34) BARE COPPER, 8 CONDUCTOR, UNSHIELDED, BLACK PVC.
1	1 PC	IDI	325-881-50X	CONNECTOR, MODULAR PLUG, 8 POSITION, 8 CONDUCTOR, 50U' AU, FLAT TYPE EXIT.

CABLE ASSEMBLY PARTS LIST

I/O INTERCONNECT
 SANTA ANA, CALIFORNIA

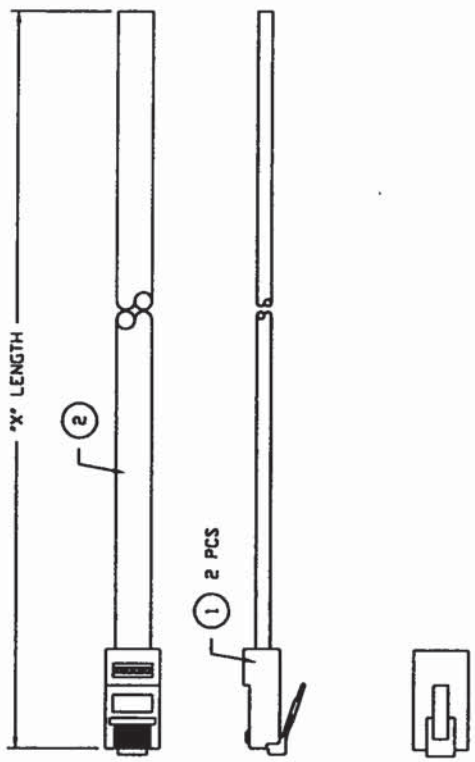
A B C D E F G H

THESE DRAWINGS AND SPECIFICATIONS ARE THE SOLE PROPERTY OF I/O INTERCONNECT INC. NO PART OF THIS DRAWING OR SPECIFICATION IS TO BE REPRODUCED OR USED IN ANY MANNER WITHOUT THE WRITTEN CONSENT OF I/O INTERCONNECT INC. OR ITS AFFILIATED SUBSIDIARIES.

DWG. NO.	ZONE	REV.	DESCRIPTION	DATE	APPROVED
XXB-520-D		X1	CUSTOMER APPROVAL	03/24/99	E.V.

WIRE DIAGRAM

PL	OPEN END
1	GRAY
2	ORANGE
3	BLACK
4	RED
5	GREEN
6	YELLOW
7	BLUE
8	BROWN



CUSTOMER APPROVAL
 ENGR. SIGN *Math. Armer*
 DATE: 4-12-99

H3883-25-ND
 H3883-14-ND
 H3883-67-ND

- NOTES: UNLESS OTHERWISE SPECIFIED.
- CABLE TO BE BUNDLED AND TWIST TIED.
 - TEST CABLE FOR ALL DPENS & SHORTS.
 - PACKAGE CABLE ASSEMBLY INDIVIDUALLY IN PLASTIC BAG. PACKAGE INDIVIDUAL BAG PER LOT NUMBER QUANTITIES.

488-258-920-D	25.0 FT ± 4.0 IN 7.62 M ± 101.6 MM
488-148-920-D	14.0 FT ± 3.0 IN 4.27 M ± 76.2 MM
488-078-920-D	7.0 FT ± 2.0 IN 2.13 M ± 50.8 MM
PART NUMBER	LENGTH "X"
I/O INTERCONNECT	

THIRD ANGLE PROJECTION

UNLESS OTHERWISE NOTED:
 1) DIMENSIONS ARE IN INCHES (MILLIMETER)
 2) TOLERANCES:
 X.XX ± 0.25 (6.35)

TITLE: I/O INTERCONNECT
 SANTA ANA, CALIFORNIA

REV. X1

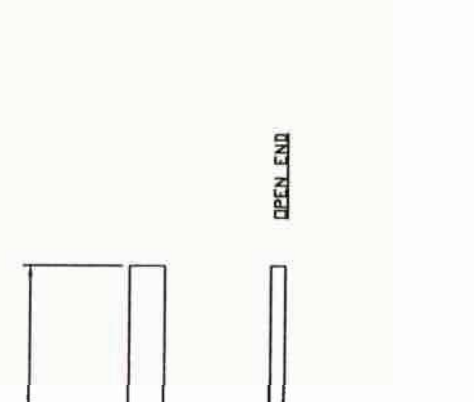
ITEM	QTY	MFG.	IOI PART NO.	DESCRIPTION
2	1	IOI	120-810-000	MODULAR CABLE, 26 AVG (7/34) BARE COPPER, 8 CONDUCTOR, UNSHIELDED, SILVER SATIN PVC.
1	1	IOI	325-881-50X	CONNECTOR, MODULAR PLUG, 8 POSITION, 8 CONDUCTOR, 50U" AU, FLAT TYPE EXIT.

CABLE ASSEMBLY PARTS LIST

A	B	C	D	E	F	G	H	
THESE DRAWINGS AND SPECIFICATIONS ARE THE SOLE PROPERTY OF I/O INTERCONNECT INC., U.S.A. AND SHALL NOT BE REPRODUCED, COPIED OR USED IN ANY MANNER WITHOUT THE PRIOR WRITTEN CONSENT OF I/O INTERCONNECT INC. OR ITS AFFILIATED SUBSIDIARIES.		DWG. NO. XXB-522-D		ZONE XI	REV. XI	DESCRIPTION CUSTOMER APPROVAL	DATE 03/24/99	APPROVED E.V.

WIRE DIAGRAM

PL	OPEN END
1	GRAY
2	ORANGE
3	BLACK
4	RED
5	GREEN
6	YELLOW
7	BLUE
8	BROWN



CUSTOMER APPROVAL
 ENGR. SIGN *Math Americk*
 DATE: 4-12-99

H3881-25-ND
 H3881-14-ND
 H3881-07-ND

- NOTES: UNLESS OTHERWISE SPECIFIED.
- CABLE TO BE BUNDLED AND TWIST TIED.
 - TEST CABLE FOR ALL OPENS & SHORTS.
 - PACKAGE CABLE ASSEMBLY INDIVIDUALLY IN PLASTIC BAG. PACKAGE INDIVIDUAL BAG PER LOT NUMBER QUANTITIES.

488-298-522-D	25.0 FT ± 4.0 IN 7.62 M ± 101.6 MM
488-148-522-D	14.0 FT ± 3.0 IN 4.27 M ± 76.2 MM
488-078-522-D	7.0 FT ± 2.0 IN 2.13 M ± 50.8 MM
PART NUMBER I/O INTERCONNECT	LENGTH *X*

I/O INTERCONNECT
 SANTA ANA, CALIFORNIA

TITLE: BPBP MODULAR TO OPEN END
 WHITE, CABLE ASSEMBLY

PART NO.: 488-XXB-522-D
 REV. NO.: 488-XXB-522-D
 CUSTOMER: DIGI KEY

SCALE: NONE SHEET 1 OF 1


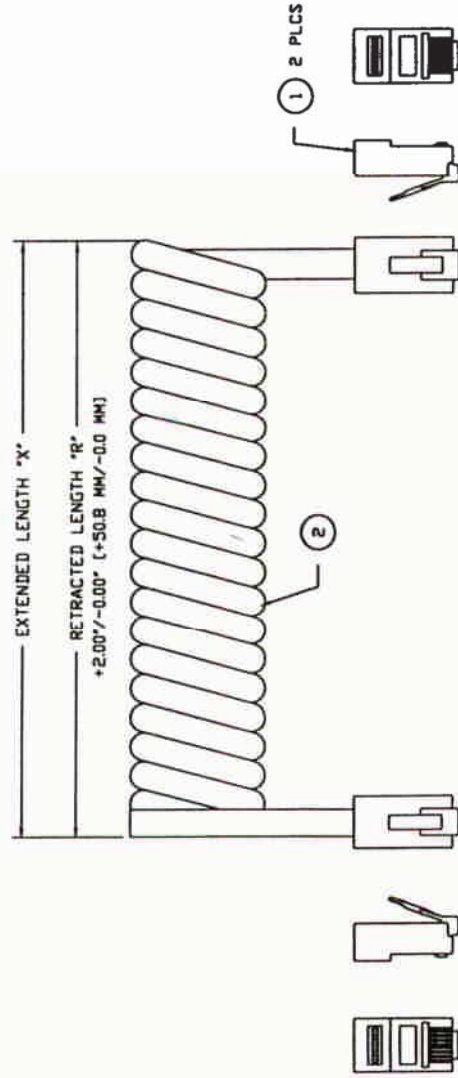
THIRD ANGLE PROJECTION

UNLESS OTHERWISE NOTED:
 1) DIMENSIONS ARE IN INCHES (MILLIMETER)
 2) TOLERANCES:
 X.XX ± 0.25 (6.35)

2	*X*	120-810-020	MODULAR CABLE, 26 AVG (7/34) BARE COPPER, 8 CONDUCTOR, UNSHIELDED, WHITE PVC.
1	1 PC	325-881-50X	CONNECTOR, MODULAR PLUG, 8 POSITION, 8 CONDUCTOR, 50U" AU, FLAT TYPE EXIT.
ITEM	QTY	MFG.	DESCRIPTION
		IOI PART NO.	

CABLE ASSEMBLY PARTS LIST

488-148-515-D	121-810-022	14.0 FT (4.3 M)	50.0 IN (1270.0 MM)	WHITE
488-148-514-D	121-810-012	14.0 FT (4.3 M)	50.0 IN (1270.0 MM)	BLACK
488-148-513-D	121-810-002	14.0 FT (4.3 M)	50.0 IN (1270.0 MM)	SILVER SATIN
488-108-512-D	121-810-021	10.0 FT (3.0 M)	42.0 IN (1066.8 MM)	WHITE
488-108-511-D	121-810-011	10.0 FT (3.0 M)	42.0 IN (1066.8 MM)	BLACK
488-108-510-D	121-810-001	10.0 FT (3.0 M)	42.0 IN (1066.8 MM)	SILVER SATIN
488-078-515-D	121-810-020	7.0 FT (2.1 M)	28.0 IN (711.2 MM)	WHITE
488-078-514-D	121-810-010	7.0 FT (2.1 M)	28.0 IN (711.2 MM)	BLACK
488-078-513-D	121-810-000	7.0 FT (2.1 M)	28.0 IN (711.2 MM)	SILVER SATIN
488-058-512-D	121-810-023	5.0 FT (1.5 M)	22.0 IN (558.8 MM)	WHITE
488-058-511-D	121-810-013	5.0 FT (1.5 M)	22.0 IN (558.8 MM)	BLACK
488-058-510-D	121-810-003	5.0 FT (1.5 M)	22.0 IN (558.8 MM)	SILVER SATIN
101 PART NUMBER	101 CABLE PART NUMBER	EXTENDED LENGTH "X"	RETRACTED LENGTH "R"	



NOTES: UNLESS OTHERWISE SPECIFIED.

- TEST CABLE FOR ALL OPENS & SHORTS.
- PACKAGE CABLE ASSEMBLY INDIVIDUALLY IN PLASTIC BAG. PACKAGE INDIVIDUAL BAG PER LOT NUMBER QUANTITIES.

CUSTOMER APPROVAL
 ENGR. SIGN Matt Lerner
 DATE: 4-13-99

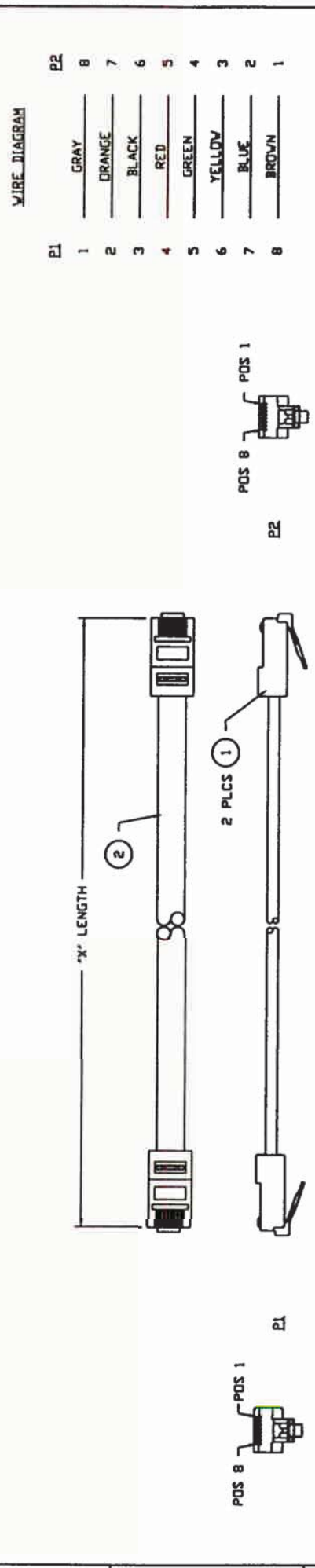
I/O INTERCONNECT SANTA ANA, CALIFORNIA		TITLE	
REV. X1	REV. X2	STANDARD STYLE, CABLE ASSEMBLY	
REV. X1	REV. X2	PART NO. 488-XXB-51X-D	
REV. X1	REV. X2	DWG. NO. 488-XXB-51X-D	
REV. X1	REV. X2	CUSTOMER	DIGI KEY
REV. X1	REV. X2	SCALE	NONE
REV. X1	REV. X2	SHEET	1 OF 1

THIRD ANGLE PROJECTION	
UNLESS OTHERWISE NOTED, DIMENSIONS ARE IN INCHES (MILLIMETER) TOLERANCES: XXX ± 0.25 (6.35)	

2	"X" FT	101	SEE "TABULATION BLOCK"	MODULAR COIL CABLE, 26 AVG (7/34) BARE COPPER, 8 CONDUCTOR, UNSHIELDED, PVC JACKET.
1	2 PCS	101	325-881-50X	(SEE TABULATION BLOCK FOR COLOR)
ITEM	QTY	MFG.	101 PART NO.	CONNECTOR, MODULAR PLUG, 8 POSITION, 8 CONDUCTOR, 50U AU, FLAT TYPE EXIT.

CABLE ASSEMBLY PARTS LIST

THESE DRAWINGS AND SPECIFICATIONS ARE THE SOLE PROPERTY OF I/O INTERCONNECT INC., U.S.A. AND SHALL NOT BE REPRODUCED, COPIED, OR USED IN ANY MANNER WITHOUT THE PRIOR WRITTEN CONSENT OF I/O INTERCONNECT INC. OR ITS AFFILIATED SUBSIDIARIES.



CUSTOMER APPROVAL
 ENGR. SIGN *Matt Lomas*
 DATE: 4-12-99

- NOTES: UNLESS OTHERWISE SPECIFIED.
1. CABLE TO BE BUNDLED AND TWIST TIED.
 2. TEST CABLE FOR ALL OPENS & SHORTS.
 3. PACKAGE CABLE ASSEMBLY INDIVIDUALLY IN PLASTIC BAG. PACKAGE INDIVIDUAL BAG PER LOT NUMBER QUANTITIES.

488-258-512-D	25.0 FT ± 4.0 IN 7.62 M ± 101.6 MM
488-148-512-D	14.0 FT ± 3.0 IN 4.27 M ± 76.2 MM
488-078-512-D	7.0 FT ± 2.0 IN 2.13 M ± 50.8 MM
PART NUMBER I/O INTERCONNECT LENGTH "X"	
I/O INTERCONNECT SANTA ANA, CALIFORNIA	
TITLE: 8P8P MODULAR, STANDARD STYLE. WHITE, CABLE ASSEMBLY	
PART NO: 488-XXB-512-D	
DWG NO: 488-XXB-512-D	
CUSTOMER: DIGI KEY	
SCALE: NONE	SHEET 1 OF 1

ITEM	QTY	MFG.	IOI PART NO.	DESCRIPTION
2	"X"	IOI	120-810-020	MODULAR CABLE, 26 AWG (7/34) BARE COPPER, 8 CONDUCTOR, UNSHIELDED, WHITE PVC.
1	2 PCS	IOI	325-881-50X	CONNECTOR, MODULAR PLUG, 8 POSITION, 8 CONDUCTOR, 50U" AU, FLAT TYPE EXIT.

CABLE ASSEMBLY PARTS LIST

