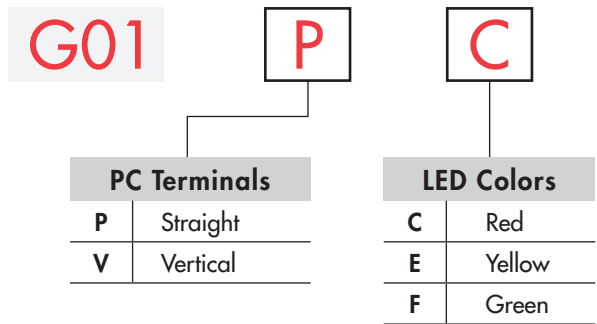


TYPICAL INDICATOR ORDERING EXAMPLE



DESCRIPTION FOR TYPICAL ORDERING EXAMPLE

G01PC

Straight PC Terminals



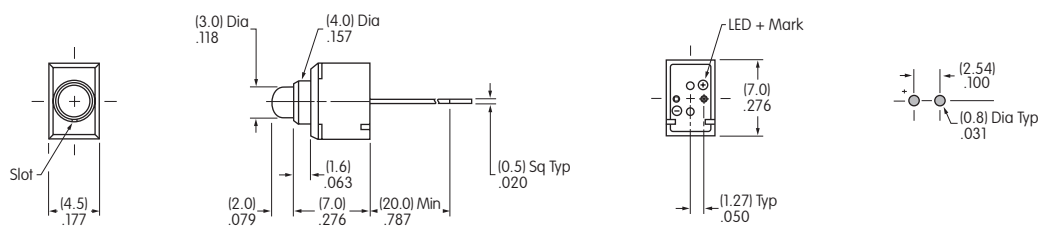
LED COLORS & SPECIFICATIONS

		C	E	F
LED is colored in OFF state	Color	Red	Yellow	Green
Maximum Forward Current	I_{FM}	30mA	30mA	25mA
Typical Forward Current	I_F	20mA	20mA	20mA
Forward Voltage	V_F	2.0V	2.1V	2.25V
Maximum Reverse Voltage	V_{RM}	5V	5V	5V
Current Reduction Rate Above 25°C	ΔI_F	0.40mA/°C	0.40mA/°C	0.33mA/°C
Ambient Temperature Range		-25°C ~ +85°C		

Electrical specifications are determined at a basic temperature of 25°C.

If the source voltage is greater than the LED's rated voltage, a ballast resistor must be connected in series with the LED. That ballast resistor value can be calculated by using the formula shown in the Supplement section.

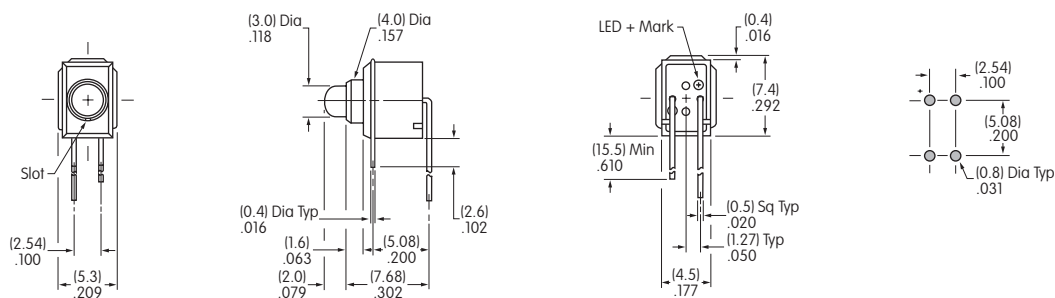
TYPICAL INDICATOR DIMENSIONS



Straight PC



G01PC



Vertical PC



G01VC

These indicators have anode and cathode terminals along with 2 support pins.