

SPECIFICATION FOR APPROVAL

Description : Micro Dynamic Speaker
Part No. : CDMG15008-03
Customer's Model No. : _____
Specification No. : PKD-2210
Number Of The Edition : 1.2

CUSTOMER'S APPROVED SIGNATURE		



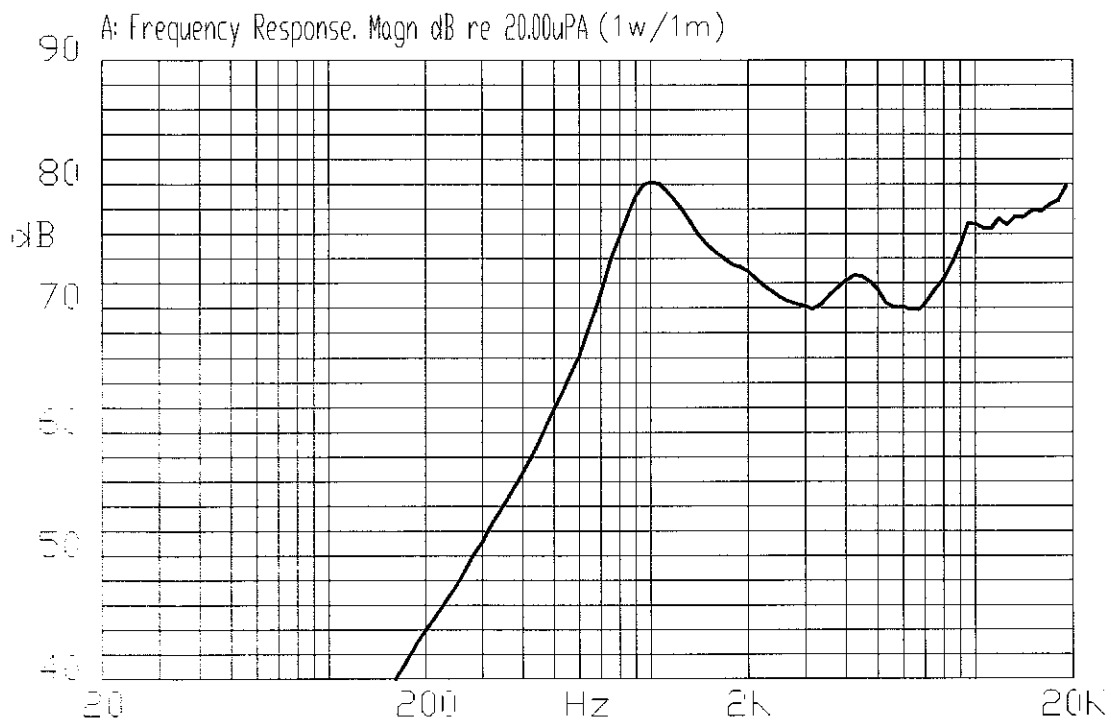
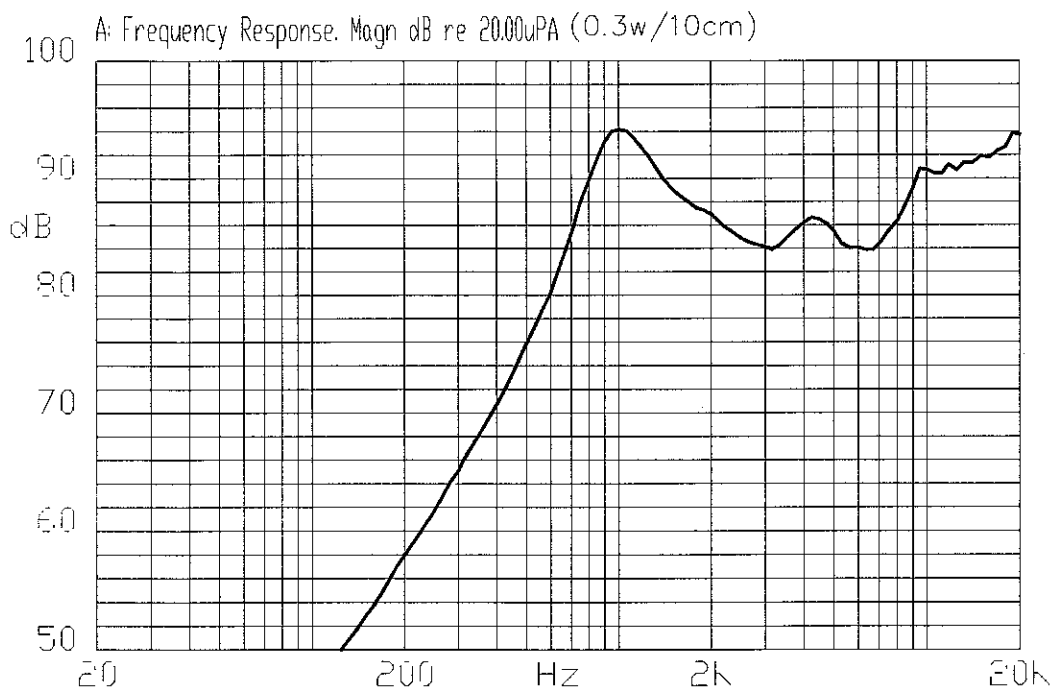
A. SCOPE

This specification applies speaker, CDMG15008-03

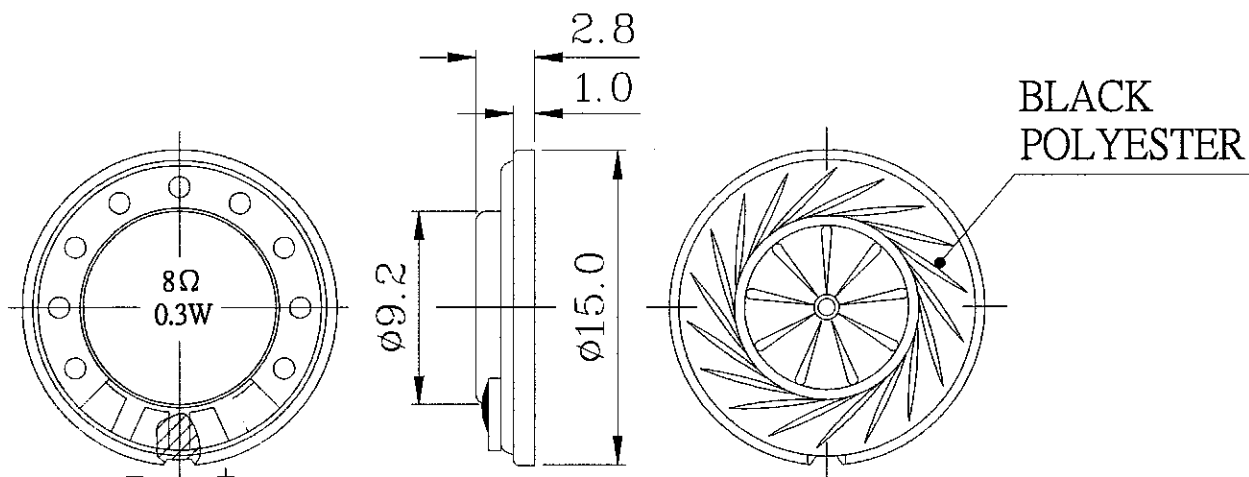
B. SPECIFICATION

No.	Item	Symbol	Unit	Specification	Condition
1	Dimension		mm	ϕ 15.0 x 2.8	
2	Power Rating		W	Rated. 0.3 / MAX. 0.5	
3	Impedance	Ω	ohm	$8 \pm 15\%$	At 1.2kHz 1.0V
4	Resonance Frequency	Fo	Hz	$900 \pm 20\%$	At 1.0V
5	Output S.P.L.		dB	$91 \pm 3\text{dB}(0.3\text{w}/10\text{cm})$ $77 \pm 3\text{dB}(1\text{w}/1\text{m})$	At 1.0k,1.2k,1.5k,2.0kHz (Average figures)
6	Frequency Rang		Hz	Fo--20K	
7	Distortion		%	10% Max.	At 1.2kHz , 0.3W
8	Voice Coil		mm	-----	
9	Magnet		mm		
10	Flux Density		Gauss	-----	
11	Operating temp.		°C	- 20 ~ +85	
12	Buzz & Rattle				Not be audible at 1.55V sine wave between Fo ~ 20KHz
13	Weight		g	1.2	
14	Material			Metal	
15	Environmental Protection Regulation			ROHS	

C. TYPICAL FREQUENCY RESPONSE CURVE



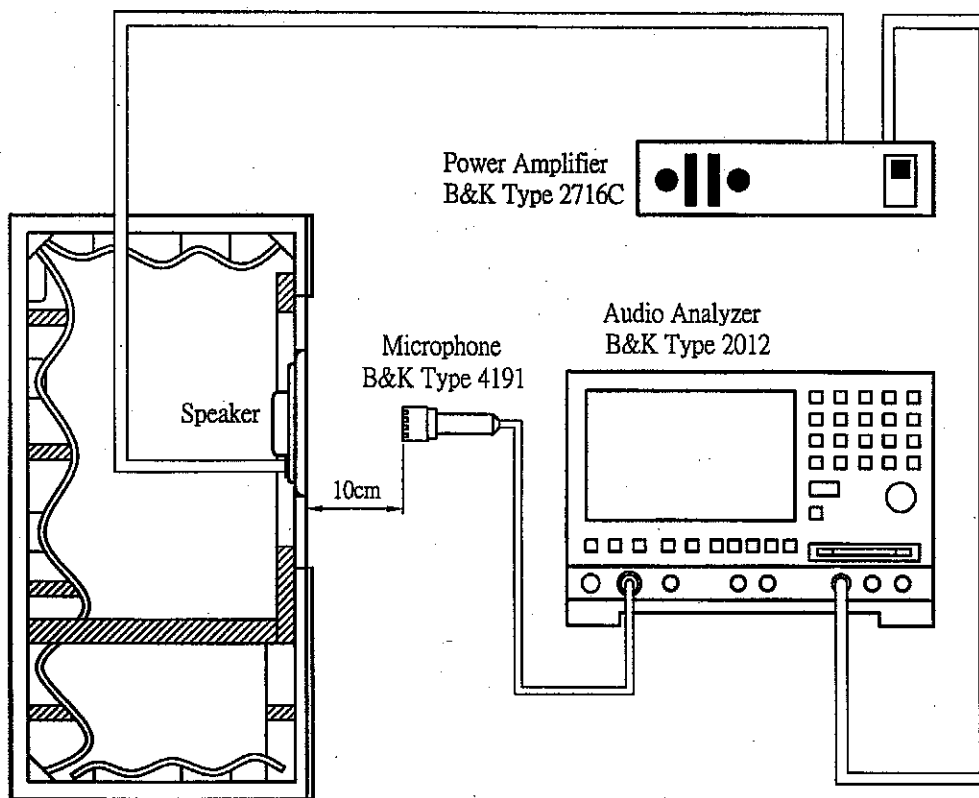
D. APPEARANCE DRAWING



Tol : ± 0.2

Unit: mm

E. MEASUREMENT CIRCUIT



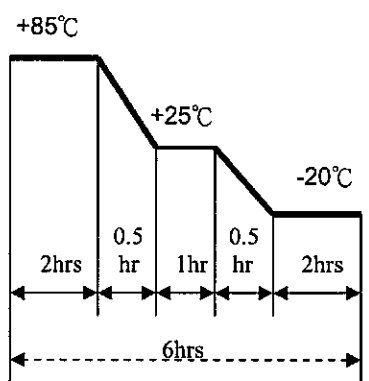
JIS C5531

940mm x 640mm x 1240mm

F. MECHANICAL CHARACTERISTICS

No.	Item	Test condition	Evaluation standard
1	Terminal strength	Applied 1.0kg load to the terminal for 30 sec.	No damage and cutting off.
2	Vibration Test	Speaker shall be measured after being applied vibration of amplitude of 1.52mm with 10 to 55Hz band of vibration frequency to each of 3 per-pendicular directions for 2 hours.	No obstacle to be harmful to normal operation; damages, cracks, rusts and distortions. Should not be audible at 1.55V sine wave between Fo ~ 20KHz
3	Drop Test	Drop the speakers contained in normal box onto the board 40mm thick 10 times from the height of 75cm	

G. ENVIRONMENTAL TEST

No.	Item	Test conditions	Evaluation standard
1	High temp. Test	After being placed in a chamber at +85°C for 8 hours	Being placed for 6 hours at +25 °c , speaker shall be measured. No obstacle to be harmful to normal operation; damages, cracks, rusts, etc. Should not be audible at 1.55V sine wave between Fo ~ 20KHz. Fo should meet initial one. S.P.L. deviation of unit should be within ±3dB
2	Low temp. Test	After being placed in a chamber at -20°C for 96 hours.	
3	Humidity test	After being placed in a chamber at +60°C and 90% RH relative humidity for 240 hours.	
4	Temp. cycle test	The part shall be subjected to 5 cycles. One cycle shall be consist of: 	

H. RELIABILITY TEST

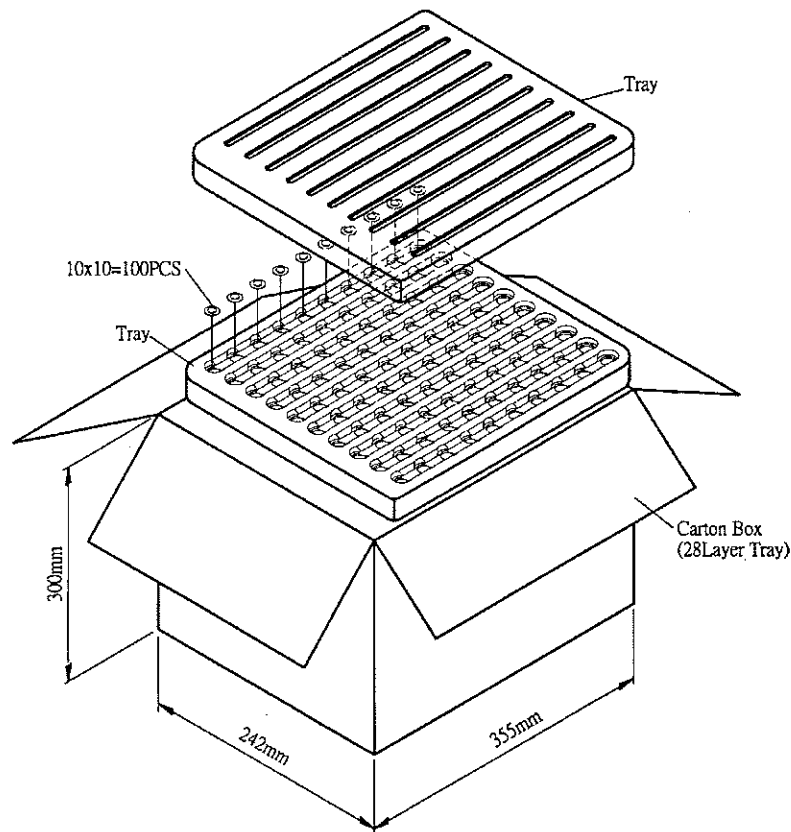
No.	Item	Test conditions	Evaluation standard
1	Load test	0.3W white noise is applied for 24 hours	No obstacle to be harmful to normal operation; damages, cracks, rusts, etc. Should not be audible at 1.55V sine wave between $F_o \sim 20\text{KHz}$. F_o should meet initial one. S.P.L. deviation of unit should be within $\pm 3\text{dB}$

TEST CONDITION.

Standard Test Condition : a) Temperature : $+5 \sim +35^\circ\text{C}$ b) Humidity : 45-85% c) Pressure : 860-1060mbar

Judgement Test Condition a) Temperature : $+25 \pm 2^\circ\text{C}$ b) Humidity : 60-70% c) Pressure : 860-1060mbar

I. PACKING STANDARD



Tray	345mmx235mmx20mm	1x100PCS=100PCS
Carton Box	355mmx242mmx300mm	100PCSx28=2800PCS